Multiple District 3232

As of October 2026 Cumulative

Year	New Clubs	Dropped Clubs	Gain/ Loss Clubs	New Members	Charter Members	Reinstate Members	Transfer Members	Total Member Added	Total Members Dropped	Gain/ Loss Members
2022-2023	37	149	-112	2,357	1,313	446	185	4,301	4,779	-478
2023-2024	70	58	12	3,490	1,877	334	161	5,862	4,344	1,518
2024-2025	40	102	-62	6,219	993	879	1,859	9,950	8,821	1,129
2025-2026	105	65	40	6,718	2,639	1,220	603	11,180	8,848	2,332
2026-2027	18	6	12	503	472	219	54	1,248	1,928	-680
Average	**54**	**76**	**-22**	**3,857**	**1,459**	**620**	**572**	**6,508**	**5,744**	**764**

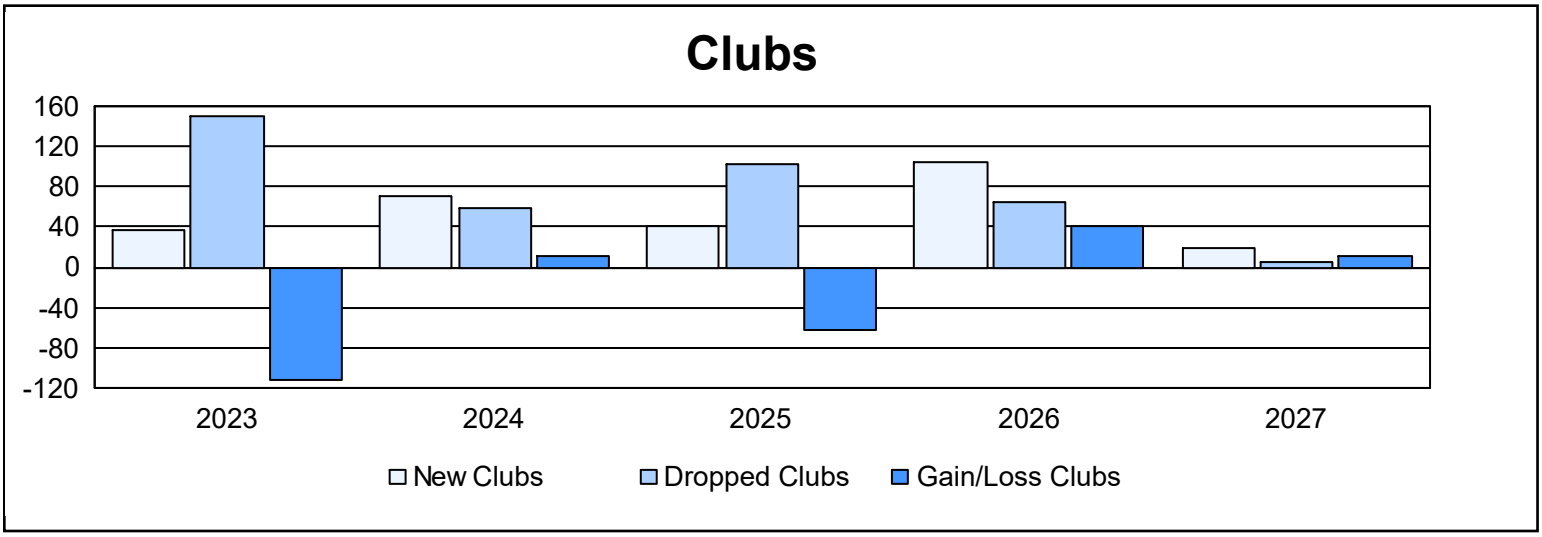

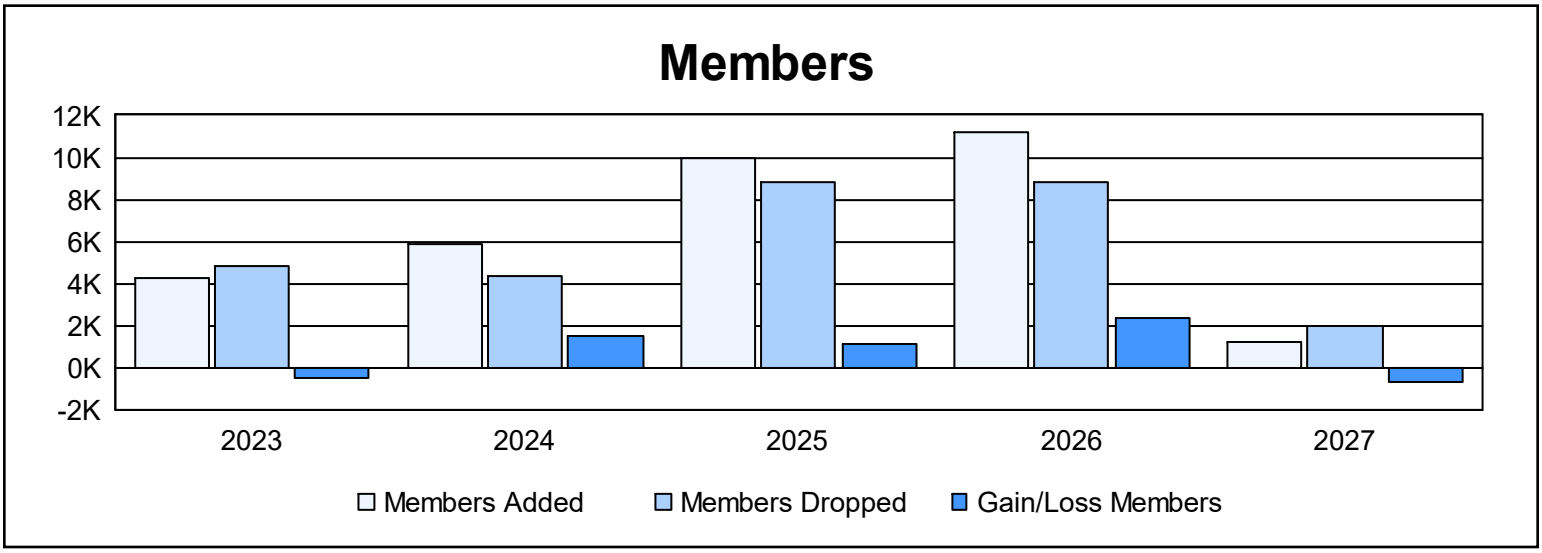

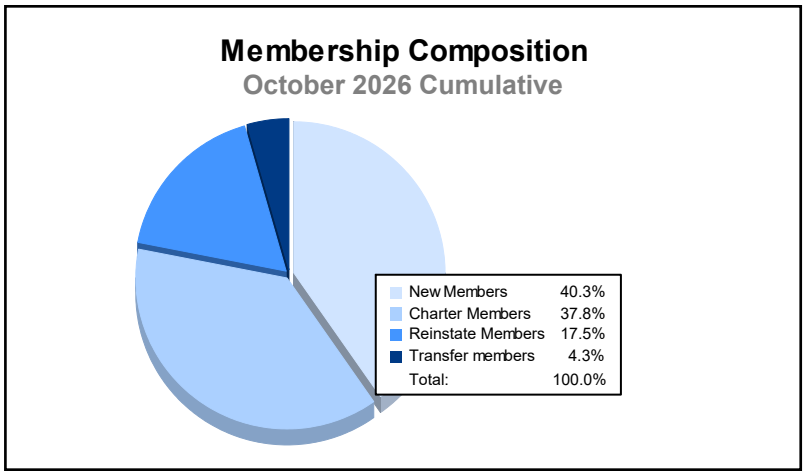
Membership Composition
October 2026 Cumulative
New Members 40.3%
Charter Members 37.8%
Reinstate Members 17.5%
Transfer members 4.3%
Total: 100.0%

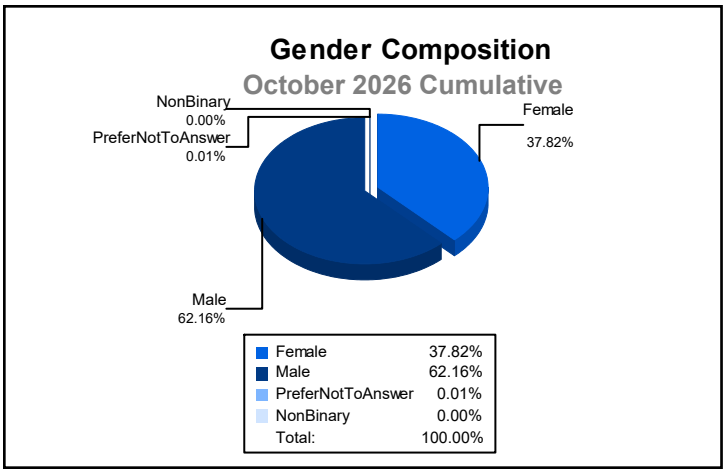
Gender Composition
October 2026 Cumulative
NonBinary
0.00%
PreferNotToAnswer
0.01%
Female
37.82%
Male
62.16%
Female 37.82%
Male 62.16%
PreferNotToAnswer 0.01%
NonBinary 0.00%
Total: 100.00%